

Armanino Operates in an Alternative Practice Structure:

“Armanino” is the brand name under which Armanino LLP, Armanino CPA LLP, and Armanino Advisory LLC, independently owned entities, provide professional services in an alternative practice structure in accordance with law, regulations, and professional standards. Armanino LLP and Armanino CPA LLP are licensed independent CPA firms that provide attest services, and Armanino Advisory LLC and its subsidiary entities provide tax, advisory, and business consulting services. Armanino Advisory LLC and its subsidiary entities are not licensed CPA firms.

Let's Talk: Accounting Center



QUICK TIPS

Zoom Webinars

Ask Questions in Q&A Box

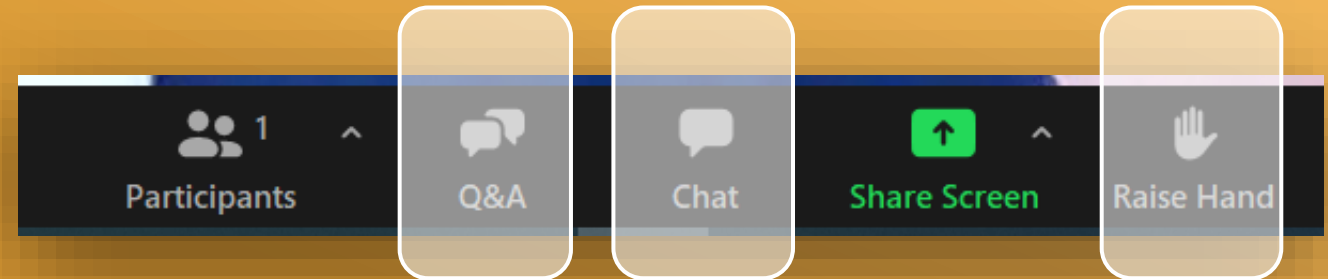
- Click the Q&A button to open the window
- Type your response in the text field
- Click Send

Chat

- Click the Chat button to open the chat panel
- Type your message in the Text box at the bottom of the panel
- Press Enter to send your message

Raise Your Hand

- Click the Raise Hand button at any time to indicate to the host know that you have a question or need assistance
- To lower your hand, click the Lower Hand button



WELCOME

Today's Presenter



Michele Pearson

Senior Manager, Workday Financials

Certified FDM Architect, Core Financials and Accounting Center Lead



LET'S TALK WORKDAY

Agenda

- What is Accounting Center?
- Key Features
- Benefits
- Process Flow
- Use Case
- Q&A / Wrap-up

LET'S TALK WORKDAY

What is Workday Accounting Center?

- A powerful extension of Workday Financial Management
- Built on Prism analytics engine
- A bridge between operational data and financial reporting – automating the journey from raw events to actionable insights



LET'S TALK WORKDAY

Why It Matters

- Legacy systems are siloed
- Manual journal entry creation is error prone
- Financial data lacks transparency



Features & Benefits



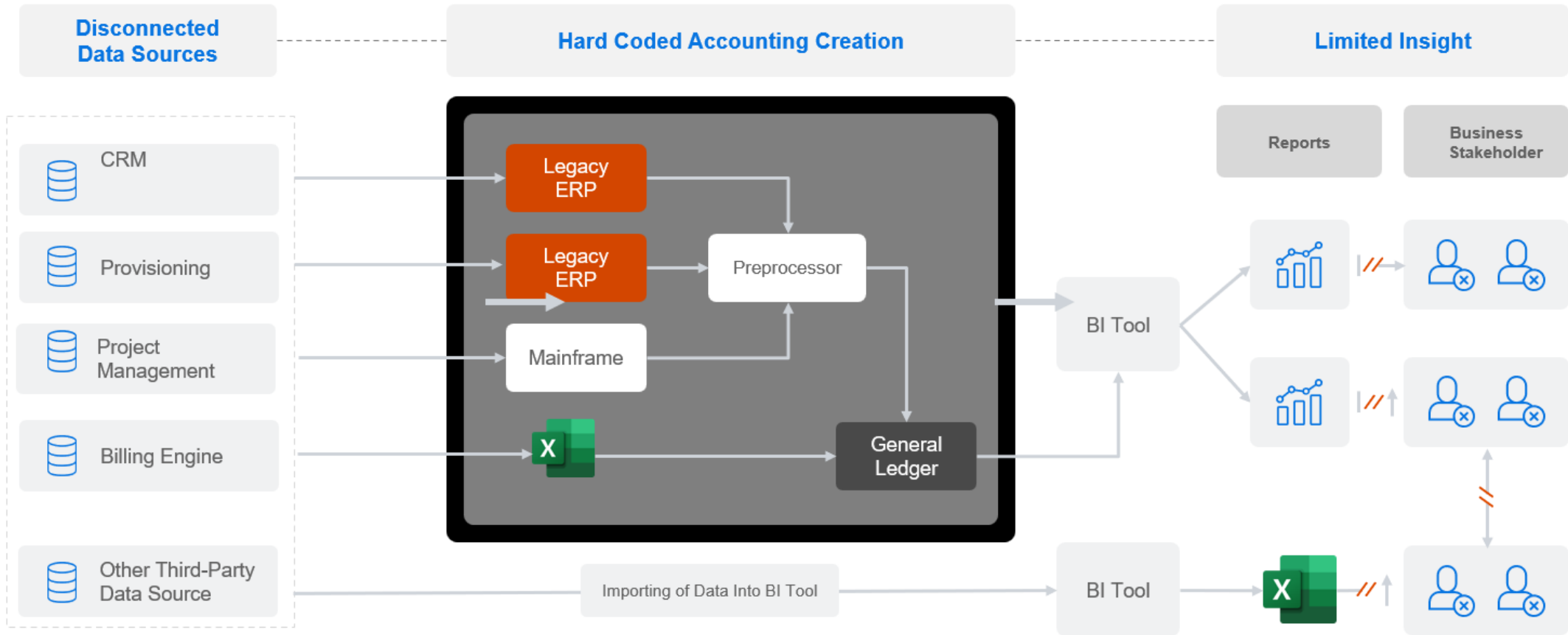
Key Features

- High-volume data integration
- User-defined rules
- Automated error handling
- Complete data lineage
- Process orchestration
- Financial and operational analysis

Benefits

- Improved Accuracy
- Faster Close Cycles
- Deeper Insights
- Scalability
- Compliance & Audit Readiness
- Reduced Manual Effort

Current Landscape



Accounting Center Process Flow

External Data Sources



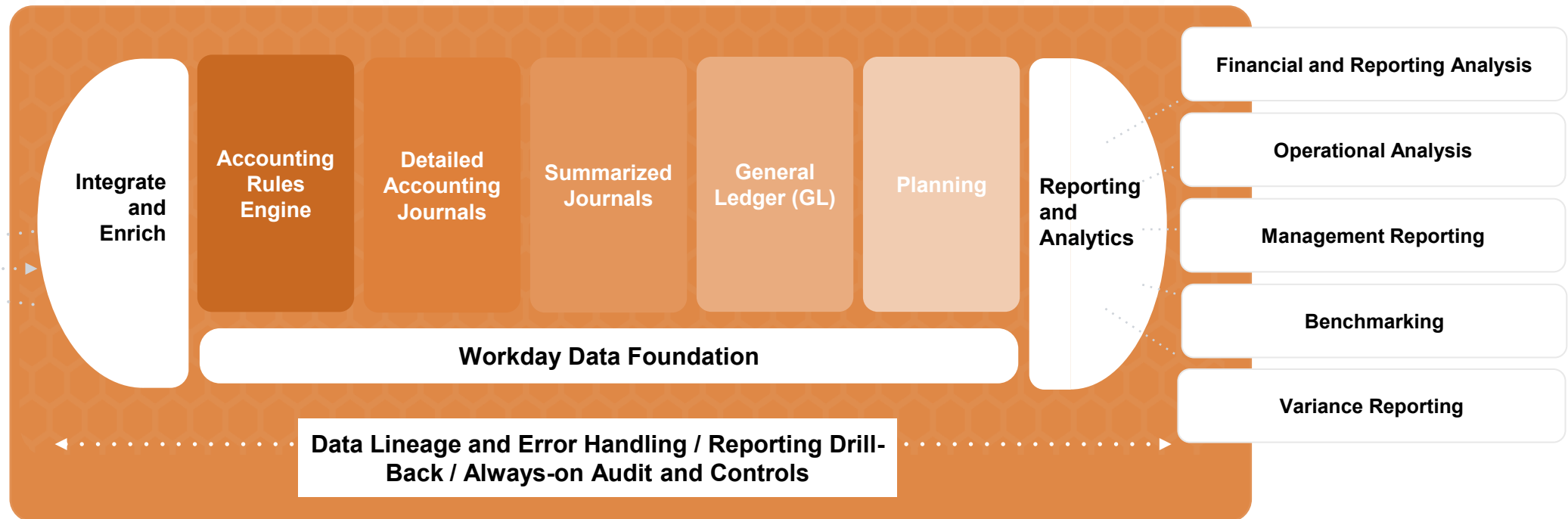
CRM



Stock Admin



3rd Party Billing



External Data Sources



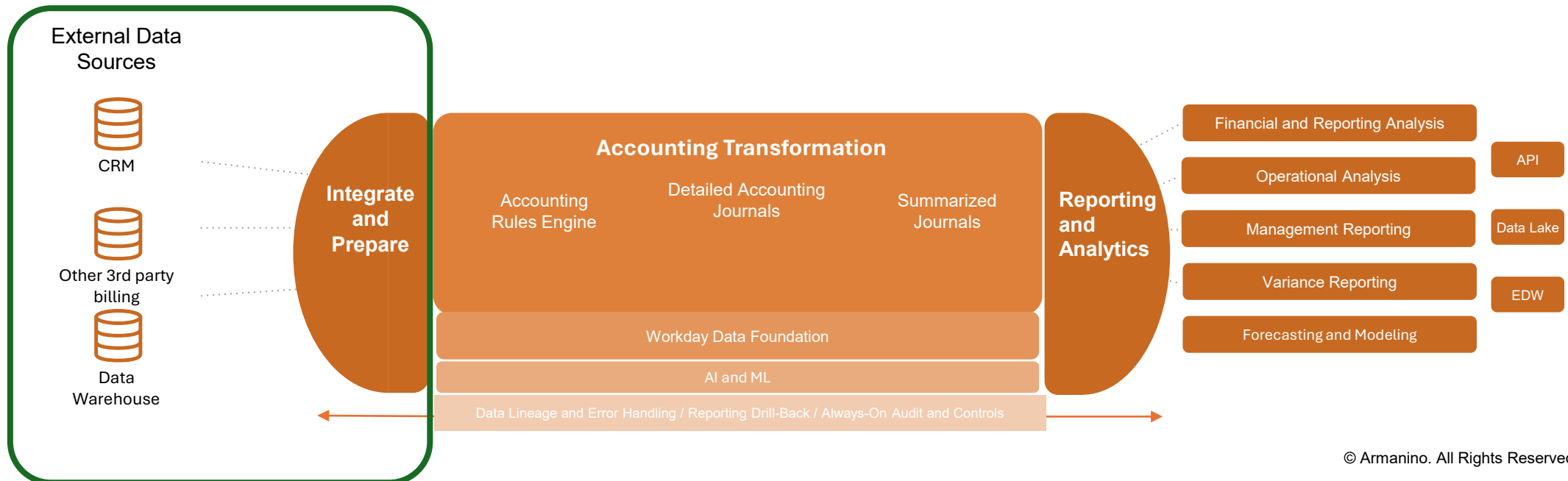


Prism Integrate and Prepare Data



Accounting Center Transform Data



Surface Granular Insights





Accounting Transformation


Prism Integrate and Prepare Data



Accounting Center Transform Data

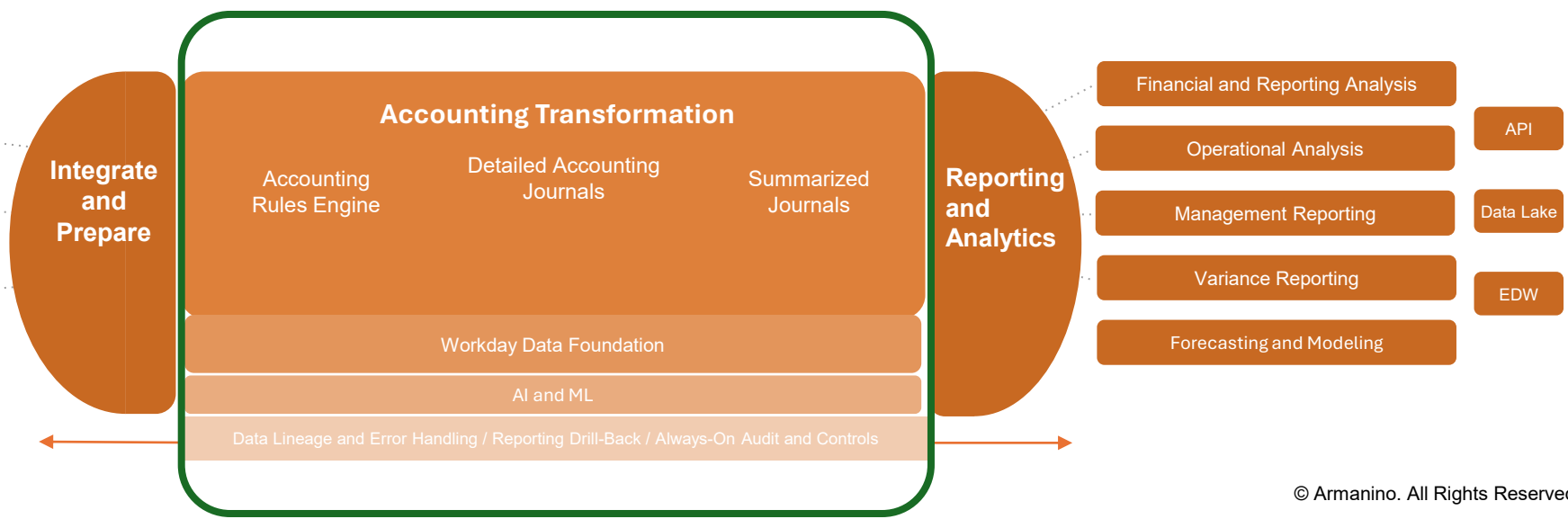


Surface Granular Insights



External Data Sources

- CRM
- Other 3rd party billing
- Data Warehouse



Analytics & Insights




Prism Integrate and Prepare Data



Accounting Center Transform Data

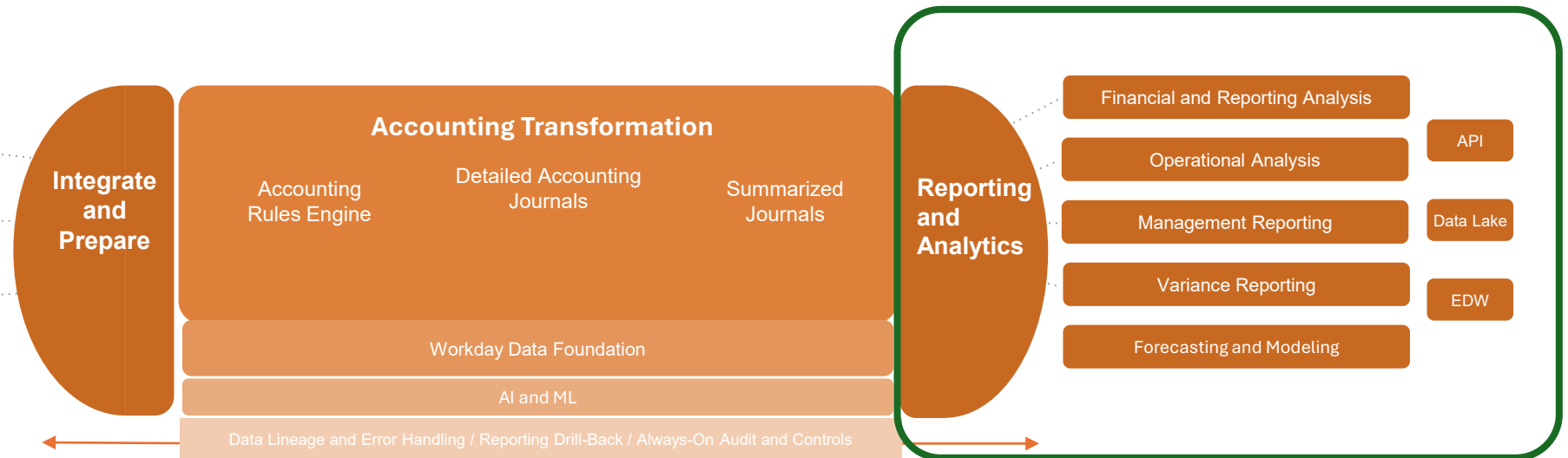


Surface Granular Insights



External Data Sources

- CRM
- Other 3rd party billing
- Data Warehouse



View Dataset Lineage

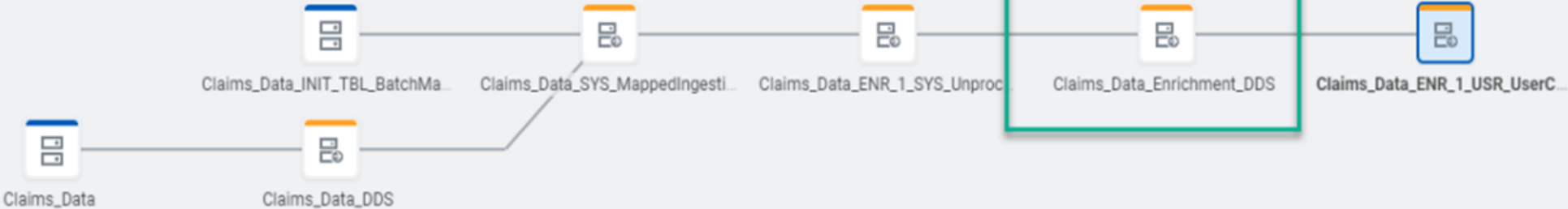
Claims_Data_ENR_1_USR_UserConfiguration

Data Catalog

Download

Total 7 Datasets

Search



Find Accounting Center Batches 01/01 1/01

From 05/06/2024 To 10/29/2025

Refresh

Accounting Center Batches 46 of 60 items

Batch	Created	Accounting Source	Batch Type	Batch Status	Transactions In	In Process Transactions	Completed Transactions	Dismissed Transactions
Q	03/27/2025 07:32 AM	Stock Compensation Entries - RSU_Accounting_Input	Primary Source	Completed	3	0	3	0
Q	03/26/2025 08:42 PM	GL Detail Data - GL_Detail_Ingested_Data	Primary Source	Completed	1	0	1	0
Q	03/24/2025 07:45 PM	TPB Revenue Billing - TPB_Revenue_Billing	Primary Source	Completed				
Q	03/24/2025 06:34 PM	TPB Revenue Billing - TPB_Revenue_Billing	Primary Source	Completed				
Q	03/24/2025 06:18 PM	TPB Revenue Billing - TPB_Revenue_Billing	Primary Source	Completed				
Q	03/24/2025 06:02 PM	TPB Revenue Billing - TPB_Revenue_Billing	Primary Source	Completed				
Q	03/24/2025 05:35 PM	TPB Revenue Billing - TPB_Revenue_Billing	Primary Source	Completed				
Q	03/10/2025 04:54 PM	GL Detail Data - GL_Detail_Ingested_Data	Primary Source	Completed				

View Accounting Center Batch

Batch 93 - GL Detail Data - 03/31/2025, 10:34 PM (Completed)
Batch Status Completed
Accounting Source GL Detail Data - GL_Detail_Ingested_Data
Batch Type Primary Source

Current View by Stage View by All Runs

Current View by Stage 4 items

Stage	Status
Batch Initiation	Completed
Enrichment 1	Completed
Detailed Accounting	Completed
Summarization	Completed

Edit Configuration

Viewing: [Grid Icon] [List Icon]

- Click here to sort
- Stock Compensation Entries (GAAP) - Monthly Accruals
 - Stock Compensation - Vesting Month Expense (GAAP)
 - Stock Compensation (Tax Amount)

Accounting Group Name Stock Compensation Entries (GAAP) - Monthly Accruals Effective Beginning 01/01/2020

Condition Rule (empty) Effective Until (empty)

Edit

Journal Header Rules

Journal Line Rules

Journal Line Rules 2 items



Condition Rule	Line Company	Debit or Credit	Ledger Account	Additional Posting Rule Dimensions	Transaction Amount	Reverse Debit/Credit for Negative Amount	Worktags	Enable Default Related Worktags	Additional Attributes	Reconcile to Bank	T R
	GBS Bank, Inc. (USA)	Debit	6099:Stock Compensation Expense		<input checked="" type="checkbox"/> Stock_Comp_Amount	Yes	<input checked="" type="checkbox"/> Cost_Center <input checked="" type="checkbox"/> Division	Yes	<input checked="" type="checkbox"/> Accrual_Date <input checked="" type="checkbox"/> Employee_ID <input checked="" type="checkbox"/> Grant_Category <input checked="" type="checkbox"/> Grant_Date <input checked="" type="checkbox"/> Grant_ID <input checked="" type="checkbox"/> More (18)		
	GBS Bank, Inc. (USA)	Credit	3650:Additional paid-in capital		<input checked="" type="checkbox"/> Stock_Comp_Amount	Yes	<input checked="" type="checkbox"/> Cost_Center <input checked="" type="checkbox"/> Division	Yes	<input checked="" type="checkbox"/> Accrual_Date <input checked="" type="checkbox"/> Employee_ID <input checked="" type="checkbox"/> Grant_Category <input checked="" type="checkbox"/> Grant_Date <input checked="" type="checkbox"/> Grant_ID <input checked="" type="checkbox"/> More (18)		



Stock Comp Subledger Details 📄 📄

Period 2022 - Dec Ledger Account 6099:Stock Compensation Expense

Time Period Current Period

2717 items 📄 📄 📄 📄 📄 📄 📄 📄

Journal Entry	Journal Source	Accounting Date	Ledger Account	Ledger Debit Amount	Ledger Credit Amount	Ledger Debit Minus Credit	Ledger Currency	Cost Center	Worker	AA Grant ID	AA Grant Type	AA Total Shares in Grant	AA Grant Date	AA Grant Category	AA Vest from Date	AC Acct Sour
🔍	AC Stock Compensation	12/15/2022	6099:Stock Compensation Expense	529.32	0.00	529.32	USD	60000 Office of CIO	Oliver Reynolds	2017-RSU PERF	RSU	2000	10/15/2017	Stock	12/15/2017	🔍
🔍	AC Stock Compensation	12/15/2022	6099:Stock Compensation Expense	12,880.00	0.00	12,880.00	USD	70000 Executive Mgmt	Jake Lee	2017-RSU PERF	RSU	2000	10/15/2017	Stock	12/15/2017	🔍
🔍	AC Stock Compensation	12/15/2022	6099:Stock Compensation Expense	210.39	0.00	210.39	USD	41600 HR Services	Logan McNeil	2017-RSU PERF	RSU	750	10/15/2017	Stock	12/15/2017	🔍
🔍	AC Stock Compensation	12/15/2022	6099:Stock Compensation Expense	13,652.00	0.00	13,652.00	USD	51100 Finance Mgmt - Corp Acctg	Teresa Serrano	2017-RSU PERF	RSU	2000	10/15/2017	Stock	12/15/2017	🔍
🔍	AC Stock Compensation	12/15/2022	6099:Stock Compensation Expense	529.32	0.00	529.32	USD	51100 Finance Mgmt - Corp Acctg	Teresa Serrano	2017-RSU PERF	RSU	2000	10/15/2017	Stock	12/15/2017	🔍
🔍	AC Stock Compensation	12/15/2022	6099:Stock Compensation Expense	529.32	0.00	529.32	USD	70000 Executive Mgmt	Jake Lee	2017-RSU PERF	RSU	2000	10/15/2017	Stock	12/15/2017	🔍
🔍	AC Stock Compensation	12/15/2022	6099:Stock Compensation Expense	42,662.50	0.00	42,662.50	USD	10000 Office of CEO	Steve Morgan	2017-RSU PERF	RSU	6250	10/15/2017	Stock	12/15/2017	🔍
🔍	AC Stock Compensation	12/15/2022	6099:Stock Compensation Expense	12,880.00	0.00	12,880.00	USD	51100 Finance Mgmt - Corp Acctg	Teresa Serrano	2017-RSU PERF	RSU	2000	10/15/2017	Stock	12/15/2017	🔍
🔍	AC Stock Compensation	12/15/2022	6099:Stock Compensation Expense	13,652.00	0.00	13,652.00	USD	30000 Office of COO	Maximilian Schneider	2017-RSU PERF	RSU	2000	10/15/2017	Stock	12/15/2017	🔍
🔍	AC Stock Compensation	12/15/2022	6099:Stock Compensation Expense	4,830.00	0.00	4,830.00	USD	41600 HR Services	Logan McNeil	2017-RSU PERF	RSU	750	10/15/2017	Stock	12/15/2017	🔍
🔍	AC Stock Compensation	12/15/2022	6099:Stock Compensation Expense	5,119.50	0.00	5,119.50	USD	41600 HR Services	Logan McNeil	2017-RSU PERF	RSU	750	10/15/2017	Stock	12/15/2017	🔍
🔍	AC Stock Compensation	12/15/2022	6099:Stock Compensation Expense	561.04	0.00	561.04	USD	70000 Executive Mgmt	Jake Lee	2017-RSU PERF	RSU	2000	10/15/2017	Stock	12/15/2017	🔍
🔍	AC Stock Compensation	12/15/2022	6099:Stock Compensation Expense	1,654.11	0.00	1,654.11	USD	10000 Office of CEO	Steve Morgan	2017-RSU PERF	RSU	6250	10/15/2017	Stock	12/15/2017	🔍



Key Questions

Revenue & Operational Expenses



- What are the major revenue streams (product sales, subscription services, etc.)?
- How much revenue is generated through different sales channels (direct, partners, etc.)?
- How can we get a picture of true subscriber value from many sources of revenue?

Regulatory Compliance



- What are the financial impacts of regulatory changes (compliance requirements)?
- Are we efficiently and effectively meeting regulatory requirements?
- How easily can we identify errors in our monthly accounting calculations?

Strategic Investments & Growth



- How does our financial performance compare to industry benchmarks and competitors?
- What are opportunities for growth and expansion?

LET'S TALK WORKDAY

Summary

- Automates accounting from external data
- Enhances accuracy and speed
- Enables strategic financial insights

**Workday Accounting Center is not just a “Cool Tool”—
It’s a strategic asset!**

Questions?

