



WORKDAY

2022 R2 Release Highlights

Product Update



Today's Presenters



Justin Mitkus
Director
Armanino Advisory LLC



Brianna Johnston
Manager
Armanino Advisory LLC

TODAY'S AGENDA

- Office Connect Updates
- Treasury Discovery Board for Cash Management
- Journal Line Anomaly Detection
- Bulk Add Rows on Cube Sheets
- Calendar Updates
- Other Workday Adaptive Planning Updates

ABOUT US

Firm Overview

Count on Armanino to think strategically and provide sound insights that lead to positive action. We address not only your compliance issues, but your underlying business challenges.

Purpose

To be the **most innovative** and **entrepreneurial firm** that makes a **positive impact** on the lives of **our clients, people and our communities.**

Snapshot

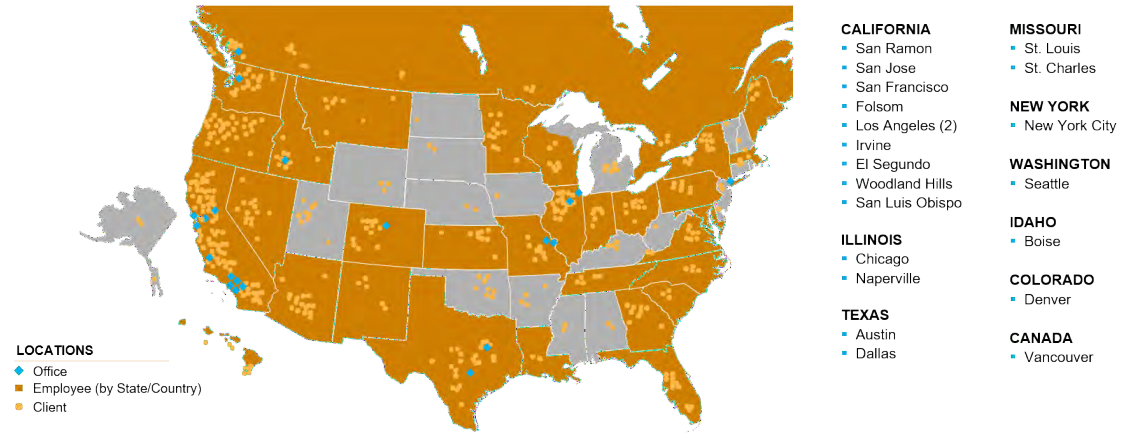
2600+ Employees

Team Members in
22 States

19st Largest CPA &
Consulting

Largest Niche:
Technology

Locations



AFFILIATE COMPANY



RECOGNITION & AWARDS





Topic
Office Connect
Updates

Workday Financials

OfficeConnect

Features:

- Fast, powerful, and active reporting
- Using Excel provides a familiar user experience
- Fully connected directly from Excel, Word, or PowerPoint
- Cell explorer feature allows for drill down and analysis of the source data and formulas used

Value: *One click update directly from Excel, Word, & PPT*

- Easily create presentation-quality reports based on the latest data
- Seamlessly weave any data into Workday Adaptive Planning
- Drive a consistent look and feel with integrated report, board book, and presentation dynamic linking

Workday Financials

OfficeConnect

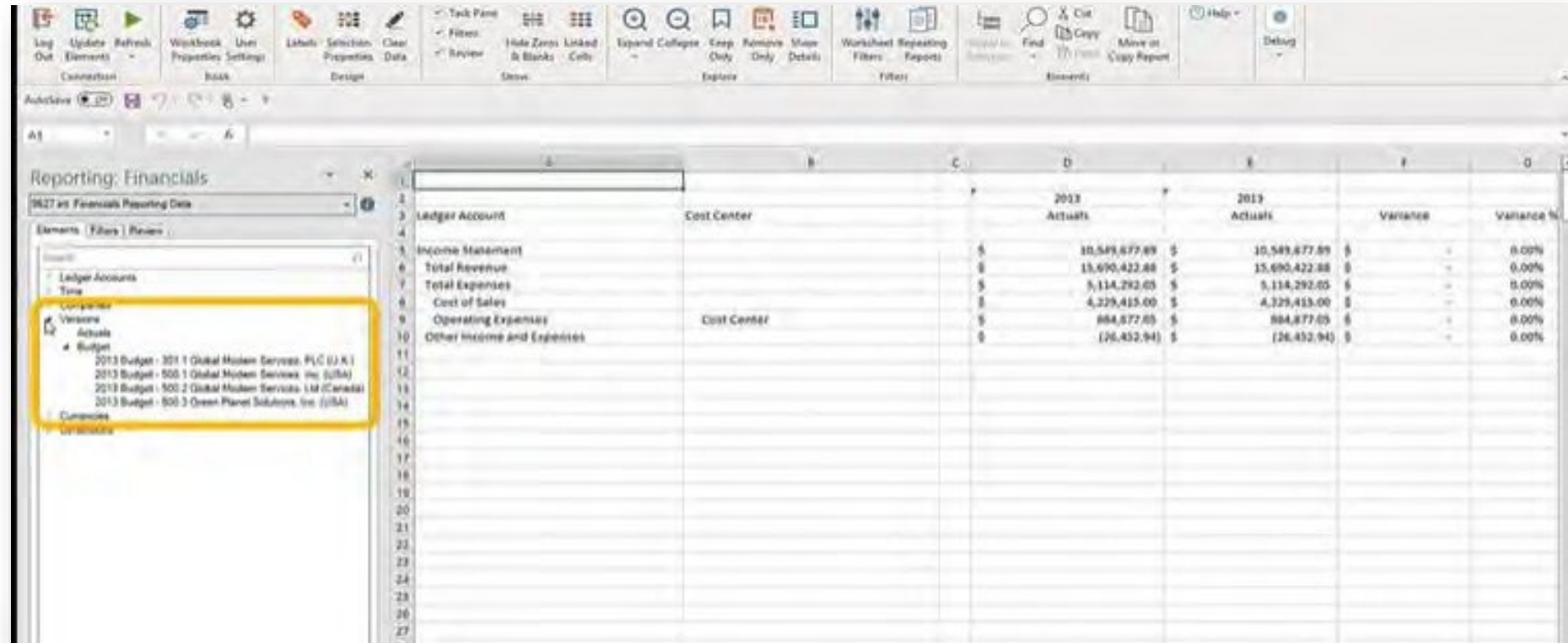


For more information:

<https://community.workday.com/articles/874153>

Workday Financials

OfficeConnect



The screenshot displays the Workday Financials reporting interface. The main window shows an income statement for 2013, comparing Actuals to Budget. The left pane shows a tree view of the reporting structure, with the 'Budget' folder highlighted in yellow. The main table contains the following data:

Ledger Account	Cost Center	2013 Actuals	2013 Actuals	Variance	Variance %
Income Statement		\$ 10,549,877.89	\$ 10,549,877.89	-	0.00%
Total Revenue		\$ 13,690,422.88	\$ 13,690,422.88	-	0.00%
Total Expenses		\$ 3,114,292.05	\$ 3,114,292.05	-	0.00%
Cost of Sales		\$ 4,329,415.00	\$ 4,329,415.00	-	0.00%
Operating Expenses	Cost Center	\$ 884,877.05	\$ 884,877.05	-	0.00%
Other Income and Expenses		\$ (26,432.94)	\$ (26,432.94)	-	0.00%

For more information:

<https://community.workday.com/articles/874153>

Workday Financials

OfficeConnect

The screenshot displays the Workday Financials reporting interface. The main window shows a report titled 'Reporting: Financials' with a date range of '06/27 to Financial Reasoning Date'. The report is structured as follows:

Ledger Account	Cost Center	2013 Actuals	2011 2013 Budget - 500.1 Global Modern Services, Inc. (USA)	Variance	Variance %
Income Statement		\$ 10,548,677.89	\$ 17,068,190.45	\$ (6,518,502.56)	-38.19%
Total Revenue		\$ 15,090,422.88	\$ 74,226,200.00	\$ (58,535,777.12)	-78.88%
Total Expenses		\$ 5,114,292.05	\$ 30,947,419.55	\$ (45,853,127.50)	-89.97%
Cost of Sales		\$ 4,229,415.00	\$ 20,202,413.00	\$ (15,972,998.00)	-79.06%
Operating Expenses	Cost Center	\$ 884,877.05	\$ 10,744,006.55	\$ (9,859,129.50)	-97.12%
Operating Expenses	20 Global Modern Services (Cost Center)	\$ 873,971.48	\$ 10,705,006.55	\$ (9,831,035.07)	-97.18%
Operating Expenses	10000 Office of CEO	\$ 2,779.84	\$ 673,779.00	\$ (669,998.16)	-99.59%
Operating Expenses	20.0 Finance	\$ 136,496.91	\$ 4,701,486.00	\$ (4,564,989.09)	-96.67%
Operating Expenses	20.1.0 Finance Mgmt - Corp Acctg	\$ 130,667.37	\$ 2,318,029.00	\$ (2,187,361.63)	-94.16%
Operating Expenses	20.1.1 Corporate Accounting	\$ 1,378.44	\$ 1,683,057.00	\$ (1,681,678.56)	-99.92%
Operating Expenses	31110 Tax Accounting	\$ 344.61	\$ 409,973.00	\$ (409,628.39)	-99.92%
Operating Expenses	31120 Accounts Payable	\$ 344.61	\$ 334,107.00	\$ (333,762.39)	-99.98%
Operating Expenses	31130 Accounts Receivable	\$ 344.61	\$ 575,000.00	\$ (571,227.39)	-99.94%
Operating Expenses	31140 Purchasing	\$ 344.61	\$ 637,377.00	\$ (637,032.39)	-99.91%
Operating Expenses	31100 Finance Mgmt - Corp Acctg	\$ 123,288.93	\$ 634,972.00	\$ (505,683.07)	-79.64%
Operating Expenses	20.2.0 Finance Mgmt - FR & A	\$ 114.87	\$ 216,473.00	\$ (216,358.13)	-99.99%
Operating Expenses	20.2.1 Financial Planning & Analysis, Reporting	\$ -	\$ -	\$ -	Wdiv/0%
Operating Expenses	31210 SEC Reporting	\$ -	\$ -	\$ -	Wdiv/0%
Operating Expenses	31220 Financial Planning & Analysis	\$ -	\$ -	\$ -	Wdiv/0%
Operating Expenses	31200 Finance Mgmt - FP&A	\$ 114.87	\$ 216,473.00	\$ (216,358.13)	-99.99%
Operating Expenses	20.3 Legal	\$ 18,750.00	\$ 1,207,864.00	\$ (1,189,114.00)	-98.45%
Operating Expenses	33000 Legal	\$ 18,750.00	\$ 1,207,864.00	\$ (1,189,114.00)	-98.45%
Operating Expenses	20.4 Risk Management	\$ 6,328.67	\$ 443,239.00	\$ (436,900.33)	-98.10%
Operating Expenses	20000 Office of CRMO	\$ 332.50	\$ -	\$ 332.50	Wdiv/0%
Operating Expenses	32000 Risk Management	\$ 6,206.17	\$ 443,239.00	\$ (437,032.83)	-98.19%
Operating Expenses	50000 Office of CFO	\$ 428.00	\$ 613,881.00	\$ (613,453.00)	-99.91%

For more information:

<https://community.workday.com/articles/874153>

Workday Financials

Workday Adaptive Planning OfficeConnect

1. **Configuration Notes**

1. To add Plans to your reporting model, access the Set up Financial Reporting and Analytics Data Model task. Note: This task requires access to the Set Up: Financial Reporting and Analytics Data Model domain.
2. Navigate to the Versions section.
3. Select the Plan Structures and Plans that you want to include. Note: There might be a limit to the total number of plans you can select.
4. Save the model.

2. **In OfficeConnect:**

1. If already signed in, sign out to allow changes to take effect.
2. Sign in with valid credentials to the Workday Financial Management connection that you've has set up in the previous step.
3. Under Action Pane > Elements, expand Versions to review Plans that are available for reporting.
4. Drag-and-drop a Plan to report on it.



Topic

Treasury Discovery Board for Cash Management

Workday Financials

Discovery Boards

What is there to Discover?

- Realtime Insight on Operational Accounting
- Agility - Quickly Pivot and Drill Through
- Insight - Operational Analysis in real time
- Collaboration - Share boards and reporting
- Visualizations - Heatmaps, scatterplot

Value: Anyone and Everyone

- Familiar tools – Pivot tables, drag and drop
- Personalize Prompts, Criteria, Groupings
- Continuous Delivery of New Boards from Workday

Cash Management

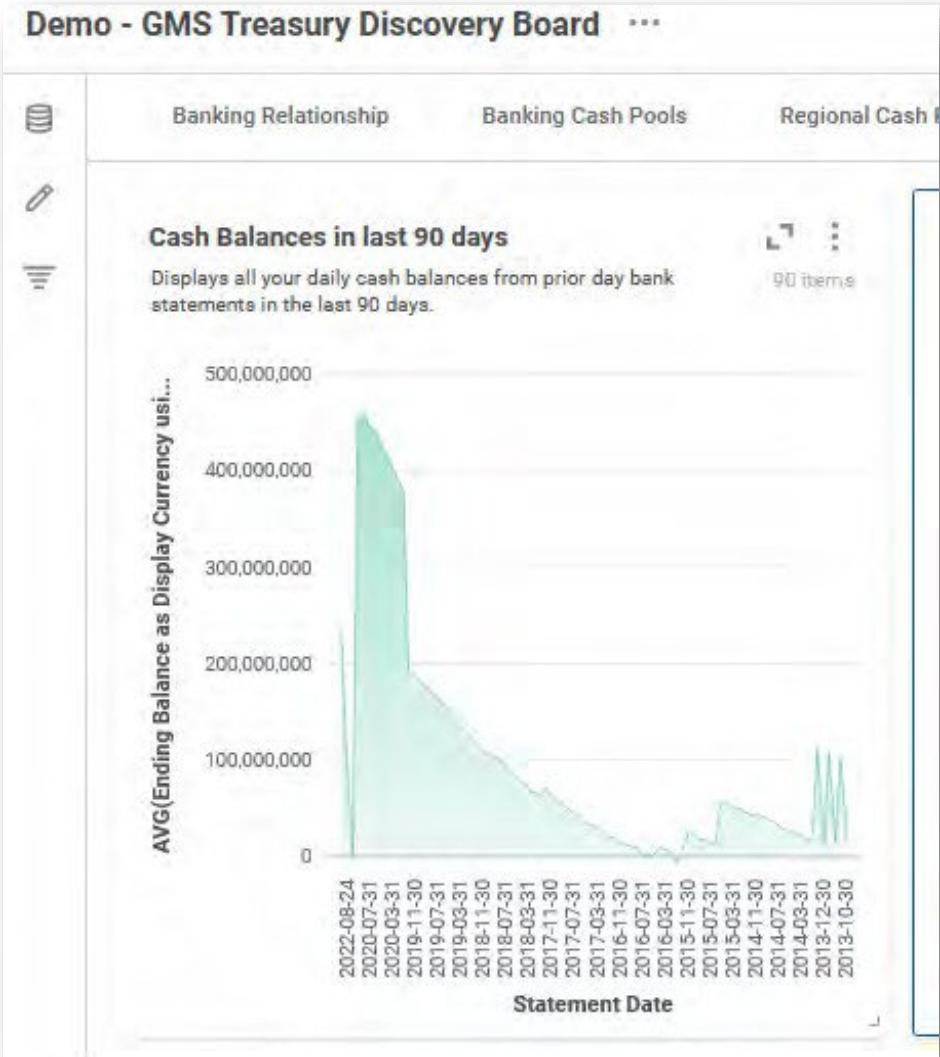
Workday Financials

Treasury Dashboard Example

- Improve tracking cash positions and forecasts



Treasury Dashboard Example



Workday Financials

Discovery Boards

Configuration Notes

- Sign in
- Click figure of person
- Click on Drive
- Click on Large Blue Plus sign in upper right corner
- Choose Discovery Board
- Pick a Data Source
- Fill in prompts, data elements, and any other desired worktags



Topic

Journal Insights

Workday Financials

Journal Insights Features

- Monitors Journal lines for missing or unexpected Worktags.
 - Part of Workday's "Zero Day Close" initiative
 - Always on applying
 - Machine learning
 - New Worktag: Anomaly Reasons

Value: Reduction of Period Close

- Remove manual task
- Resolve before high-pressure of period close
- More time to research - take corrective action
- Machine learning becomes more accurate over time

Workday Financials

Journal Line Anomaly and Journal Insights

The screenshot displays the 'Journal Insights' page in Workday. At the top, there are summary statistics: Impacted Debit Amount (7,500.00 USD), Impacted Credit Amount (7,500.00 USD), and Anomaly Count (8). Below this is a 'Filters' section with various criteria: Reporting Currency (USD), Company (500.1 Global Modern Services, Inc. (USA)), Ledger Account (Corporate: All Accounts), Period (2021 - Jul), Time Period (Current Period), and Priority (All). The main data area shows a table with 4 items. A blue callout box highlights buttons to view individual journal line anomalies for each ledger account.

Ledger Account	Impacted Debit Amount	Impacted Credit Amount	Anomaly Count
7200 Taxes & Licenses	5,500.00	0.00	2
1000 Cash	0.00	1,500.00	1
7900 Other Expenses	500.00	0.00	1
2000 Accounts Payable	0.00	500.00	1

Click these buttons to review the individual journal line anomalies in each ledger account.

Workday Financials

Journal Insights Configuration



Opt-In to the Innovation Service

- Configure security domains to use the Enable Machine Learning for Financials report
- Innovation Services Func. Area:
 - Manage: Innovation Services
 - View: Innovation Services



Configure Security Domains

- Configure the following security domains specific to the Journal Insights feature
- Financial Acctg. Functional Area:
 - Process: Journal Insights
 - Reports: Journal Insights



Configure Business Process

- BP: Journal Insights Feedback Event (Default Definition)
- Allows the following actions for Journal Line Anomalies
 - Dismiss
 - Confirm



Topic

Bulk Add Rows on Cube Sheets



Topic

Calendar Updates

Workday Adaptive Planning

Alternate Calendars

Added Functionality:

- Import Alternate Calendars
- Change Calendar Names
- View Alternate Calendars on Reports and Dashboards
- Alternate Calendar Support for APIs and Integrations
- View Alternate Calendars on Sheets

Alternate Calendars

Value

Reduce the need for:

- Complex integration loaders.
- Multiple instances.
- Complicated report elements.
- Other time consuming work-arounds

Limitations

- Launching Explore Cell from dashboards, reports, or sheets
- OfficeConnect elements always reference data from the default calendar
- Only default calendars have a default time strata to enter data

Workday Financials

Alternate Calendar

The screenshot shows the 'Time' configuration page in Workday Financials. The page title is 'Standard Demo - Alternate Calendar' and the breadcrumb is 'Modeling / Time'. The 'Calendar Locale' is set to 'English'. A dropdown menu for 'Calendar' is open, showing options: 'Default Payroll Year', 'Alternate Calendar - Calendar Year', and 'Alternate Calendar - Fiscal Year'. The 'Time Period' is set to '2022'. On the left, a table lists various locales with their codes and default status. On the right, a table displays the calendar structure for 2022, including payroll periods and weekly intervals.

Locale	Code	Default
Dutch	nl	<input type="radio"/>
English	en	<input checked="" type="radio"/>
English/United Kingdom	en-GB	<input type="radio"/>
French	fr	<input type="radio"/>
German	de	<input type="radio"/>
Japanese	ja	<input type="radio"/>
Portuguese	pt	<input type="radio"/>
Spanish	es	<input type="radio"/>

Label	Code	Short Name	Start Date	End Date
2022	2022	2022	2021-12-26	2022-12-24
PayPd1_CY22	PayPd1_CY22	PayPd1_CY22	2021-12-26	2022-01-08
Week1-2022	Week1-2022	Week1-2022	2021-12-26	2022-01-01
Week2-2022	Week2-2022	Week2-2022	2022-01-02	2022-01-08
PayPd2_CY22	PayPd2_CY22	PayPd2_CY22	2022-01-09	2022-01-22
Week3-2022	Week3-2022	Week3-2022	2022-01-09	2022-01-15
Week4-2022	Week4-2022	Week4-2022	2022-01-16	2022-01-22
PayPd3_CY22	PayPd3_CY22	PayPd3_CY22	2022-01-23	2022-02-05
Week5-2022	Week5-2022	Week5-2022	2022-01-23	2022-01-29
Week6-2022	Week6-2022	Week6-2022	2022-01-30	2022-02-05
PayPd4_CY22	PayPd4_CY22	PayPd4_CY22	2022-02-06	2022-02-19
Week7-2022	Week7-2022	Week7-2022	2022-02-06	2022-02-12
Week8-2022	Week8-2022	Week8-2022	2022-02-13	2022-02-19
PayPd5_CY22	PayPd5_CY22	PayPd5_CY22	2022-02-20	2022-03-05
Week9-2022	Week9-2022	Week9-2022	2022-02-20	2022-02-26
Week10-2022	Week10-2022	Week10-2022	2022-02-27	2022-03-05
PayPd6_CY22	PayPd6_CY22	PayPd6_CY22	2022-03-06	2022-03-19
Week11-2022	Week11-2022	Week11-2022	2022-03-06	2022-03-12
Week12-2022	Week12-2022	Week12-2022	2022-03-13	2022-03-19

Workday Financials

Alternate Calendar

The screenshot displays the 'Alternate Calendar Report' in Workday Financials. The interface includes a top navigation bar with the Workday logo, the text 'Standard Demo - Alternate Calendar', and the report path 'Reports / Alternate Calendar Report'. A user profile icon is visible in the top right corner.

On the left side, there is a navigation pane with a search bar and a 'Time' filter. The main list shows a hierarchy of labels: 'Period To Date Timespan', 'Default Payroll Year' (with years 2016-2023), 'Alternate Calendar - Calendar Year' (with years CY2016-CY2023), and 'Alternate Calendar - Fiscal Year' (with years FY2016-FY2018). Below this list are 'DESIGN ELEMENTS' with icons for zooming and printing.

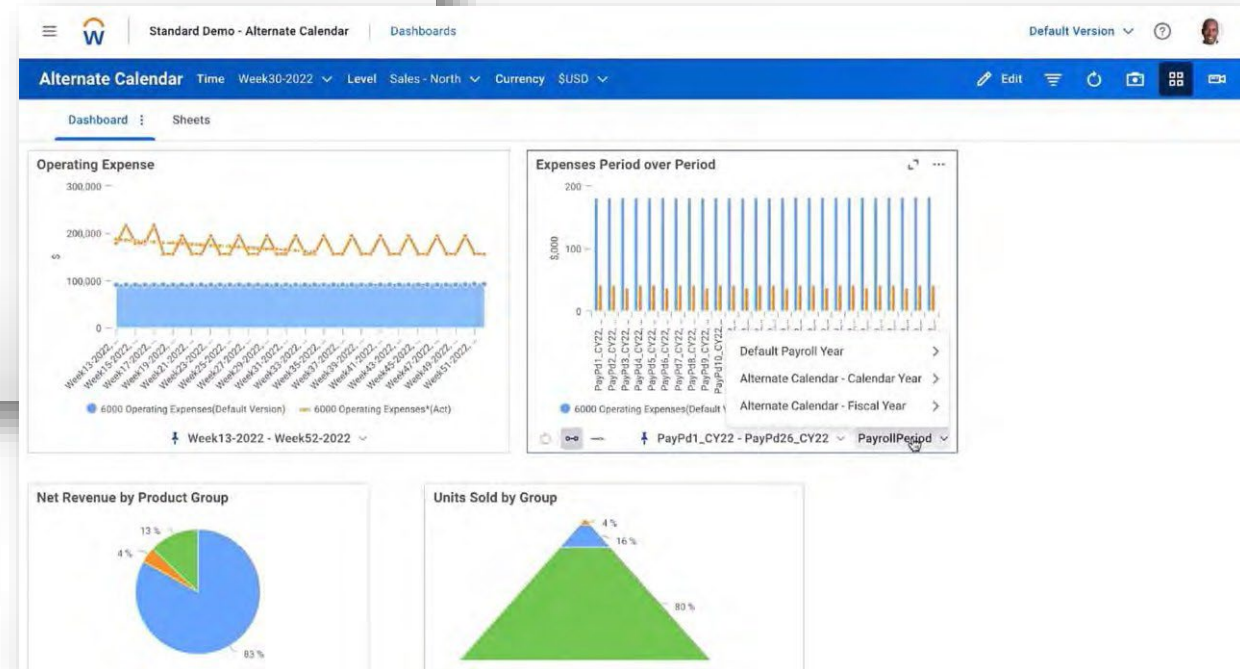
The main report area is divided into 'Filters' and 'Parameters' sections. The 'Parameters' section contains three dropdown menus: 'Payroll Calendar' (set to 2022), 'Calendar Year' (set to CY2022), and 'Fiscal Year'. The report content is organized into a table with a 'Default Version' section on the left and a grid on the right. The 'Default Version' section lists various expense categories: 'Total Company', '6100 Payroll', '6200 Taxes & Benefits', '6300 Office Expenses', '6400 Travel & Entertainment', '6500 Marketing', '6999 Other Expense', and 'Subtotal (custom report calc)'. The grid to the right is currently empty, showing only the column headers.

Workday Financials

Alternate Calendar

Standard Demo - Alternate Calendar | Reports / Alternate Calendar Report

Versions	Levels	Accounts	Payroll Calendar	2022	Calendar Year	CY2022	Fiscal Year	FY2023
Default Version	Total Company (Rollup)	6100 Payroll		53,470,725		53,470,725		53,513,585
		6200 Taxes & Benefits		68,120		68,120		68,120
		6300 Office Expenses		195,000		195,000		195,000
		6400 Travel & Entertainment		130,619		130,619		137,178
		6500 Marketing		63,900		63,900		61,256
		Subtotal (custom report calc)		53,928,364		53,928,364		53,975,138



Workday Financials

Alternate Calendar

The screenshot shows the Workday Financials interface with a 'Display Options' dialog box open. The background shows a 'P&L Sheet' with various accounts and a 'Product Revenue Sheet'. The dialog box has three tabs: 'Time', 'Version comparison', and 'Sparklines'. The 'Time' tab is active. It contains a section 'Select calendar and time range to display' with a 'Calendar' dropdown menu and an 'End' dropdown menu. The 'Calendar' dropdown is open, showing options: 'Alternate Calendar - Calend...', 'Default Payroll Year', 'Alternate Calendar - Calendar Year', and 'Alternate Calendar - Fiscal Year'. The 'End' dropdown is set to 'End of Version'. Below this is a table with columns for 'All', 'Week', 'CalendarMonth', 'CalendarQuarter', and 'CalendarYear'. The 'All' column has a minus sign icon. The 'Week' column has a minus sign icon. The 'CalendarMonth', 'CalendarQuarter', and 'CalendarYear' columns have minus sign icons. There are also checkboxes for 'CY2016' and 'CY2017'. At the bottom of the dialog, there is a checkbox for 'Suppress rows if all zeros or blank' and 'OK' and 'Cancel' buttons.

Display Options

Time | Version comparison | Sparklines

Select calendar and time range to display

Calendar

Alternate Calendar - Calend...
Default Payroll Year
Alternate Calendar - Calendar Year
Alternate Calendar - Fiscal Year

End
End of Version

All	Week	CalendarMonth	CalendarQuarter	CalendarYear
<input checked="" type="checkbox"/>	<input checked="" type="checkbox"/>	<input checked="" type="checkbox"/>	<input checked="" type="checkbox"/>	<input checked="" type="checkbox"/>
<input type="checkbox"/>	<input type="checkbox"/>	<input type="checkbox"/>	<input type="checkbox"/>	<input type="checkbox"/>
<input type="checkbox"/>	<input type="checkbox"/>	<input type="checkbox"/>	<input type="checkbox"/>	<input type="checkbox"/>

Suppress rows if all zeros or blank

OK Cancel

Topic

Workday Adaptive Planning

Other Updates and Added Functionality:

- Update and Append Attributes
- Dashboard Functionality
- Integration Improvements
- Effective Date Functionality
- User Permission Improvements



WORKDAY 2022R2 HIGHLIGHTS

Thank you!

Interested in learning more?
Contact us!

brianna.johnston@armanino.com

justin.mitkus@armanino.com

Armanino LLP, Armanino CPA LLP, and Armanino Advisory LLC, independently owned entities, provide professional services in an alternative practice structure in accordance with law, regulations, and professional standards. Armanino LLP and Armanino CPA LLP are licensed independent CPA firms that provide attest services, and Armanino Advisory LLC and its subsidiary entities provide tax, advisory, and business consulting services. Armanino Advisory LLC and its subsidiary entities are not licensed CPA firms.

“Armanino” is the brand name under which Armanino LLP, Armanino CPA LLP, and Armanino Advisory LLC, independently owned entities, provide professional services in an alternative practice structure in accordance with law, regulations, and professional standards. Armanino LLP and Armanino CPA LLP are licensed independent CPA firms that provide attest services, and Armanino Advisory LLC and its subsidiary entities provide tax, advisory, and business consulting services. Armanino Advisory LLC and its subsidiary entities are not licensed CPA firms.